























































Faronics Anti-Executable Product Comparison

	<i>Anti-Executable Standard</i>	<i>Anti-Executable Enterprise</i>
Block 100% of unauthorized Executables		
Full access to all computer functions		
Guaranteed compatibility with all applications		
Encrypt components with a unique Customization Code		
Single install and support for Windows 95, 98, 2000, Me and XP		
Password required for administrative functions		
Fully compatible with Fast User Switching		
Silent Install System for rapid network deployment		
Deploy as part of a master image		
Block 16-bit applications		
Block 32-bit applications		
Protect Anti-Executable Enterprise directory		
Block unauthorized drivers and .dll files		
Prevent copying of Executables		
Prevent renaming or deletion of Authorized Executables		
Exempt Folders from Anti-Executable protection		
Create a list of Trusted Applications		
Workstation log file displays attempted executable access violations		
Central logging and reporting engine for executable access violations		
Multiple administrator passwords (up to 15)		
Stealth mode - optionally hide icons in the system tray		
Password setup not required at the workstation		
Maintenance periods for Antivirus & Windows Updates		
Disable keyboard and mouse during Maintenance periods		
Install critical Windows Updates using Internet or SUS Server		
Run a custom batch file during Maintenance periods		
Shutdown workstations at conclusion of Maintenance periods		
Remotely turn protection ON or OFF using secure command line		
Create multiple customized installation files		
Remotely monitor workstation status		
Remotely update passwords without restart		
Create passwords with variable expiration dates and times		
GUI Enterprise Console: deploy, manage, & monitor workstations		
Plant a Workstation Seed for remote installation with Console		
Remotely turn protection ON or OFF through Console		
Broadcast configuration updates across a LAN or WAN		
Monitor complete workstations status across a LAN or WAN		
Remotely start workstations using Wake-on-LAN protocol		
Remotely restart or shutdown one or more workstations		
Automate workstation management by group		
Automatically update all pre-existing installation files		
Console and Administrator password protection		